

Quodes is a Dutch design driven furniture company founded in 2006.

The Quodes collection consists of tables, storage units such as bookshelves and side boards, side tables, soon some chairs, a stool, a mirror and ceramics.

It is our objective to offer contemporary, authentic and timeless pieces of top design furniture 'with a soul'.

The collection is designed for individuals with different tastes and needs, but always with the sole intention to add a timeless piece of quality design furniture to their lives; potentially 'lifetime companions' and thus, very sustainable. Equally important, the collection offers furniture objects for those interior architects, who turn projects into attractive and inspiring human places. For use in the living room, bedroom, office, social space and in hospitality.

The furniture is conceived by a small selection of leading designers from different nationalities. Each of them has a strong personal signature and the ambition to take the next step in product design.

We enjoy working with **Edward Barber & Jay Osgerby** (London), **Marcel Wanders** (Amsterdam) and **Alfredo Häberli** (Zürich) since the beginning and shortly thereafter with **Nendo** (Tokyo).

We are proud that several Quodes furniture objects have been exhibited in museums, published in art books or have been recognized by the media. Some examples: bookcase 'Pattern' (Häberli) was selected by Wallpaper magazine as 'Best Shelving of the Year', stool 'Ken' (Wanders) was earmarked by Elle Decoration as 'Future Classic', the Stammtisch table (Häberli) was a Winner of the Interior Innovation Award of the German Design Council.

The collection is manufactured in the Netherlands and sometimes in nearby Western European countries. We search for a fine balance between craftsmanship and intelligent manufacturing. As a result you can often choose your own colours, model variation or material option.

Welcome to the wonderful world of Quodes...

Quodes

RECOMMENDED RETAIL PRICES  
N/W/S EUROPE  
IN EUR EXCL. VAT  
2015 –APRIL 2016

## CONTENTS

TABLES	STAMMTISCH BY ALFREDO HÄBERLI	p 3
SIDE TABLES	KEN SIDE TABLE BY MARCEL WANDERS	p 30
	HEXAGON BY NENDO	p 28
	JEN BY MARCEL WANDERS	p 30
SIDE BOARDS, LOW BOARDS	SATELLITE BY BARBER OSGERBY	p 7
	COLLAR BY NENDO	p 18
	PATTERN BY ALFREDO HÄBERLI	p 25
BOOKCASES, SHOW CASES	EMPIRE BY ALFREDO HÄBERLI	p 23
	PATTERN BY ALFREDO HÄBERLI	p 25
	COLLAR BY NENDO	p 18
	HEXAGON BY NENDO	p 28
SEATING	KEN STOOL BY MARCEL WANDERS	p 30
BEDROOM	SATELLITE BARBER OSGERBY	p 7
	BEAUTIFUL WOMEN BY MARCEL WANDERS	p 30
	TECA BY ALFREDO HÄBERLI	p 33
CERAMICS	HYPERBOWL BY ELSINGA & SKUJENIECE	p 36

## Details

Free delivery to furniture dealer if sales price excl. vat ≥ eur 1650. If less, then contribution to transport cost:  
Eur 80 for Austria, Denmark, France (excl. Corsica), Germany, Norway zone 1/2, Sweden zone 1/2, UK.

Eur 125 for Finland, Ireland, Italy, Spain, Switzerland, other zones Norway, Sweden.

Delivery time: stock items 1-2 weeks, other products 6-10 weeks.

Address should be reachable by big truck.

Prices, specifications or availability are subject to change.

Quodes general terms & conditions apply,



## **Stammtisch \***

Design by Alfredo Häberli

Alfredo Häberli was born in Buenos Aires, Argentina. Today, he is an internationally established designer based in Zürich. He manages to unite tradition with innovation, joy and energy in his designs.

The STAMMTISCH is a 'social' table, inspired by the table for the regular visitor in a cafe. Alfredo Häberli translated this idea for the home and project market. The wooden legs are connected to the metal frame like the handgrip to a knife.

The edges are not simply vertical, but their angle seems to move outwards at both ends, while moving slightly inwards at the sides.

\* Winner of Interior Innovation Award, German Design Council 2013

## Table top, wooden legs

Solid American Ash Wood, French Oak or American Walnut. Matt lacquer.  
Other wood or finishes on request.

## Metal frame, colours

Standard satin Traffic White (RAL 9016) powder coating.

The frame can be lacquered on request in any regular RAL or NCS colour.

## Mounting

The table is delivered flat pack, but the wooden legs are already mounted to the metal parts, so mounting is easy.

## Dimensions oval and rectangular tables

Length 210, 240, 270, 300 cm.

Other length on request, maximum length 490 cm.

Width rectangular top = 100 cm, oval top = 118 cm.

Height 75 cm, other height on request.

## Dimensions round table

Diameter: 120, 140, 160, 180 cm.

Other diameter on request.

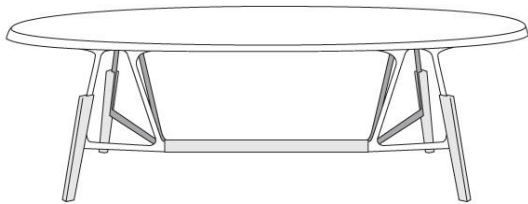

Height 75 cm, other height on request.


## Base only

If you want to use your own table top, we can deliver the footrest base as designed for the Oval / Rectangular Stammtisch or a set of legs as designed for the Round Stammtisch.

The footrest base for the Oval / Rectangular Stammtisch is available in standard lengths or customer specific lengths.



Stammtisch table	Measurement and shape L - H - D (cm)	Option 1 American Ash + white sheet metal	Option 2 French Oak + white sheet metal	Option 3 Am. Walnut + white sheet metal
	210 – 75 – 118 oval top	2.695	3.195	3.880
	240 – 75 – 118 oval top	2.795	3.450	3.995
	270 – 75 – 118 oval top	2.895	3.595	4.295
	Other dimensions on request, maximum length is 490 cm	2.995	3.760	4.495
	210 – 75 - 100 square top	2.695	3.195	3.880
	240 – 75 - 100 square top	2.795	3.450	3.995
	270 – 75 - 100 square top	2.895	3.595	4.295
	Other dimensions on request, maximum length is 490 cm	2.995	3.760	4.495

Stammtisch table	Measurement and shape Ø - H (cm)	Option 1 American Ash + white sheet metal	Option 2 French Oak + white sheet metal	Option 3 Am. Walnut + white sheet metal
 <p>Other dimensions on request. With 3 legs until 180 cm diameter. Larger diameters: 4 legs recommended.</p>	120 – 75 round top	2.595	2.895	3.195
	140 – 75 round top	2.695	2.995	3.390
	160 – 75 round top	3.580	3.995	4.450
	180 – 75 round top	3.760	4.180	4.650
Metal frame for Oval/Square or Round table in a customer specific regular RAL or NCS colour		260	260	260
Customer specific table dimensions: cost of next larger size + extra charge mentioned here for modifying drawings, cnc programming etc.		410	410	410
Table base as designed for the Oval / Rectangular Stammtisch tables with length 210 / 240 / 270 / 300 cm (other length on request)		1.280	1.280	1.280
Table base as designed for the Round Stammtisch tables = set of 3 legs (these legs can support also rectangular table tops etc.).		1.880	1.880	1.880



## Satellite

Design by Barber Osgerby

Internationally acclaimed designers Edward Barber and Jay Osgerby founded their studio in 1996 in London. They received numerous awards and their work is held in permanent collections around the world including the V&A Museum, London; New York's Metropolitan Museum of Art; London's Design Museum; and the Art Institute of Chicago.

*Quote by the designers:*

*"An exercise in graphic composition and organised volumes. It is about proportion, modularity and purity with character. We see an array of objects, some coloured, resting on trestle bases - a series of ideograms.*

*This informal character implies variation, movement and adaptability. The temporary made temporally permanent. Time and space, balance and expression".*

*Edward Barber, Jay Osgerby*



## Colour options

**Option 1** = corpus exterior satin Traffic White RAL 9016 water based lacquer + front panels satin Traffic White RAL 9016 polyester lacquer

**Option 2** = same as 1, but front panels in another regular satin RAL or NCS colour or colour combination

**Option 3** = same as 1, but front panels in any regular high gloss RAL or NCS colour or colour combination

**Option 4** = corpus exterior in another regular satin RAL or NCS colour + front panels in a satin colour, all with polyester lacquer finish

**Option 5** = same as 4, but front panels in any regular high gloss RAL or NCS colour or colour combination

- Cabinet interior / back / below bottom, shelves and drawer containers are satin white; extra charge if lacquered in colour.
- Non-regular colours like special effect colours upon request.
- Quodes offers a matching colour overview for inspiration.

## Materials, colour base / leg

Corpus, front panels, drawers, shelves: MDF.

Cable management: hole in shelf and in bottom of left and right section of each cabinet.

K-shaped base: powder coated aluminium/ steel in Satin Traffic White (RAL 9016), other colour on request.

Round leg: solid beech lacquered in corpus colour or transparently lacquered solid oak.

Plinth: MDF incl. adjustable feet, edges in corpus colour.

## Mounting

Satellite comes fully mounted; only bases / feet have to be mounted. Flat pack delivery is possible upon request.

## Modular design:

Length 67,5 / 135 / 202,5 / 270 cm. Depth 47 cm.

Corpus height (excl. height base/feet/plinth) 25 / 58,5 / 75 / 117 cm

Some bedside tables have different dimensions.

Most models are possible on K-shaped base (height 20 cm), Plinth (height 4 cm), Round feet (height 8 cm) or as wall mounting version.

Other configurations within modular design upon request. Project specific dimensions are possible for larger amounts / model.



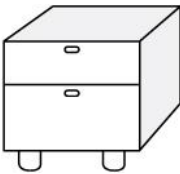
## Sustainability

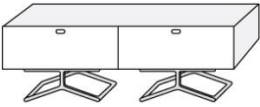
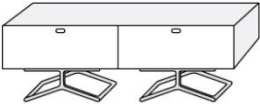
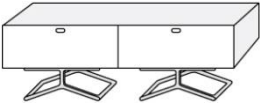
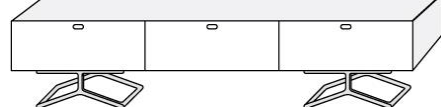
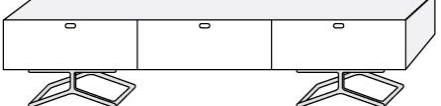
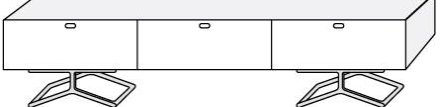
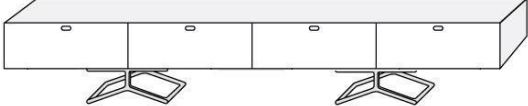
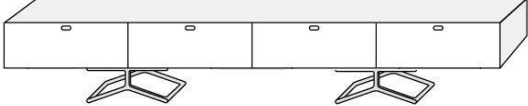
Water based lacquer is used, when possible. All cabinets can be easily disassembled and re-lacquered for a 2<sup>nd</sup> life.

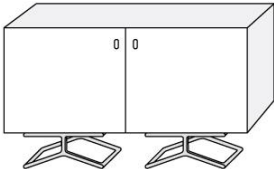
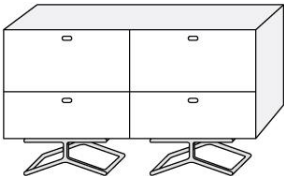
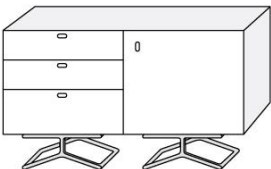
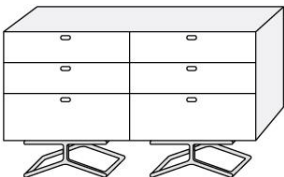
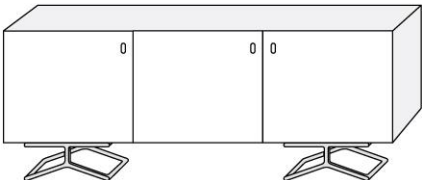
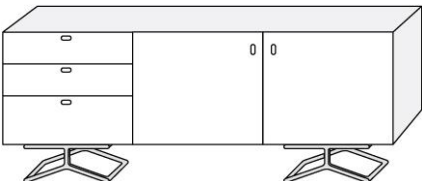
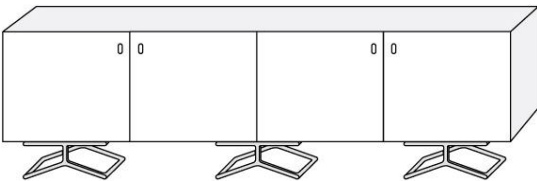
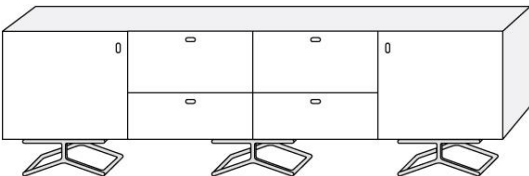


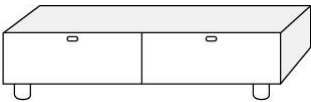
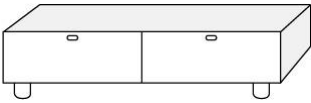

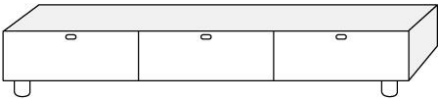
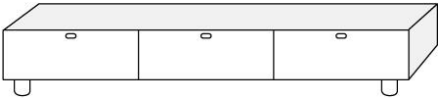
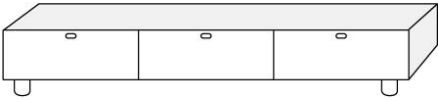
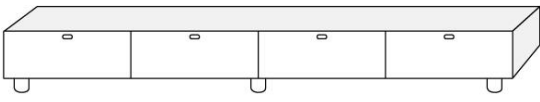
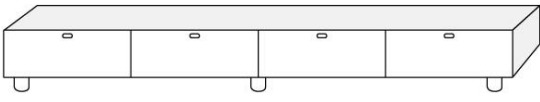


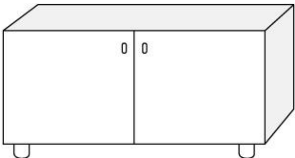
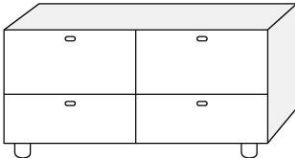
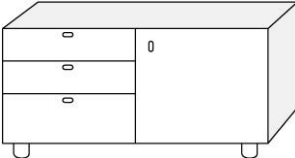
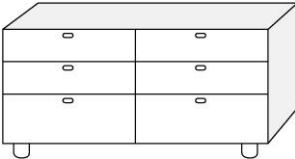
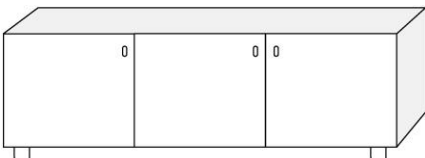
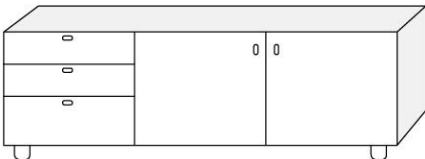
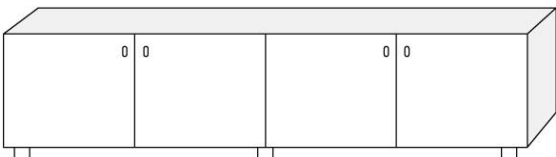
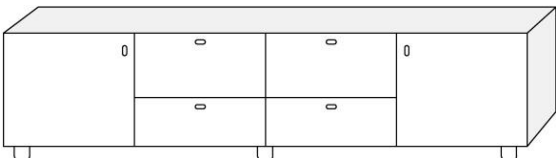
<b>Satellite general</b>						
Metal base lacquered in a customer specific regular RAL or NCS colour	Price / base	165				
Back and / or interior and / or below bottom also in colour (polyester lacquer)	Just ask!	Price on request				
The modular design offers many other possibilities, than mentioned in this list	Just ask!	Price on request				
Project specific dimensions are possible for larger amounts / model	Just ask!	Price on request				




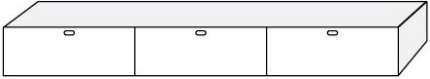
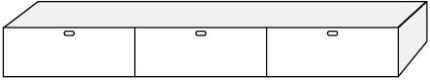
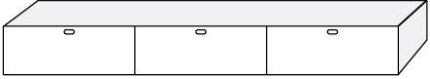


Satellite low board 45 cm high on base	L - H - D (cm) Type	Explanation of options: see page 8				
		Option 1	Option 2	Option 3	Option 4	Option 5
	50 – 45 – 50 1 drawer	825	875	895	895	970
	67,5– 61,5– 47 2 drawers	1.070	1.150	1.190	1.195	1.295
	50 – 49,5 – 50 2 drawers	990	1.050	1.070	1.155	1.195

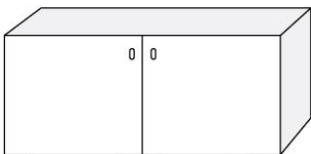
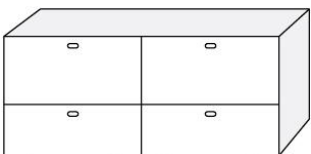
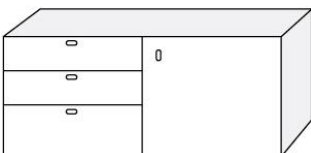

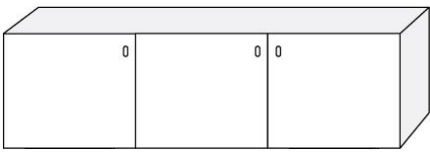
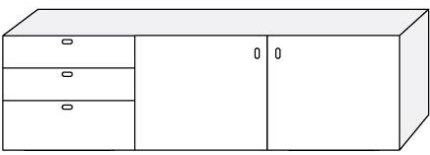


Satellite low board 45 cm high on base	L - H - D (cm) Type	Explanation of options: see page 8				
		Option 1	Option 2	Option 3	Option 4	Option 5
	135 – 45 – 47 Type 1: 2 flaps	1.485	1.565	1.640	1.695	1.760
	135 – 45 – 47 Type 2: 1 flap (left), 1 drawer	1.650	1.730	1.780	1.860	1.895
	135 – 45 – 47 Type 3: 2 drawers	1.795	1.890	1.940	1.995	2.050
	202,5 – 45 – 47 Type 1: 1 drawer (middle), 2 flaps	1.895	2.090	2.165	2.195	2.295
	202,5 – 45 – 47 Type 2: 1 flap (left), 2 drawers	2.095	2.225	2.295	2.395	2.460
	202,5 – 45 – 47 Type 3: 3 drawers	2.270	2.380	2.440	2.495	2.595
	270 – 45 – 47 Type 1: 2 drawers (middle), 2 flaps	2.295	2.450	2.540	2.595	2.740
	270 – 45 – 47 Type 2: 4 drawers	2.595	2.695	2.795	2.890	2.990

Satellite side board 78,5 cm high on base	L - H - D (cm) Type	Explanation of options: see page 8				
		Option 1	Option 2	Option 3	Option 4	Option 5
	135 – 78,5 – 47  type 1: 2 doors/ shelves	1.875	1.960	2.060	2.095	2.195
	135 – 78,5 – 47  type 2: 2 flaps (top), 2 drawers (below)	2.395	2.495	2.595	2.680	2.780
	135 – 78,5 – 47  type 3: 1 door/ shelf, 3 drawers	2.295	2.440	2.540	2.595	2.695
	135 – 78,5 – 47  type 4: 6 drawers	2.795	2.940	3.050	3.095	3.195
	202,5–78,5–47  type 1: 3 doors/ shelves	2.195	2.370	2.495	2.495	2.695
	202,5–78,5–47  type 2: 2 doors/ shelves, 3 drawers	2.890	3.055	3.195	3.195	3.395
	270–78,5–47  type 1: 4 doors/ shelves	3.095	3.295	3.495	3.495	3.760
	270–78,5–47 type 2: 2 doors / shelves, 2 flaps (top, middle), 2 drawers	3.670	3.850	4.045	4.090	4.295

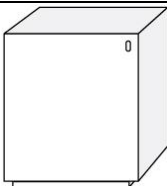

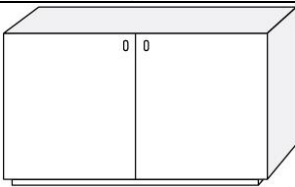
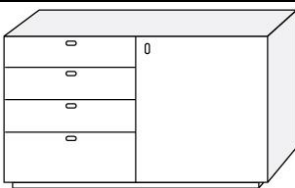
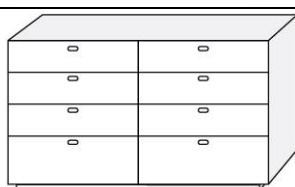
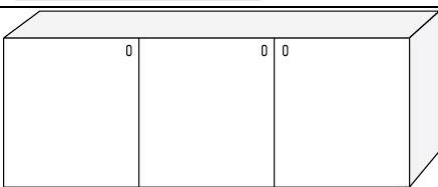

Satellite low board 33 cm high on feet	L - H - D (cm) Type	Explanation of options: see page 8				
		Option 1	Option 2	Option 3	Option 4	Option 5
	135 – 33 – 47 Type 1: 2 flaps	1.095	1.195	1.280	1.485	1.550
	135 – 33 – 47 Type 2: 1 flap (left), 1 drawer	1.295	1.370	1.395	1.650	1.695
	135 – 33 – 47 Type 3: 2 drawers	1.450	1.495	1.565	1.795	1.850
	202,5 – 33 – 47 Type 1: 1 drawer (middle), 2 flaps	1.695	1.795	1.895	2.190	2.250
	202,5 – 33 – 47 Type 2: 1 flap (left), 2 drawers	1.880	1.975	2.040	2.295	2.395
	202,5 – 33 – 47 Type 3: 3 drawers	1.980	2.095	2.185	2.470	2.540
	270 – 33 – 47 Type 1: 2 drawers (middle), 2 flaps	2.095	2.275	2.360	2.695	2.795
	270 – 33 – 47 Type 2: 4 drawers	2.395	2.560	2.640	2.970	3.095


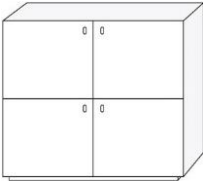
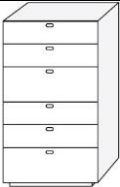
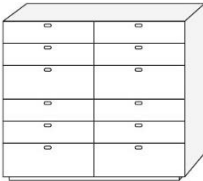
Satellite sideboard 66,5 cm high on feet	L - H - D (cm) Type	Explanation of options: see page 8				
		Option 1	Option 2	Option 3	Option 4	Option 5
	135 – 66,5 – 47  type 1: 2 doors/ shelves	1.595	1.695	1.795	1.995	2.095
	135 – 66,5 – 47  type 2: 2 flaps (top), 2 drawers (below)	2.095	2.260	2.360	2.585	2.680
	135 – 66,5 – 47  type 3: 1 door/ shelf, 3 drawers	1.995	2.140	2.280	2.475	2.595
	135 – 66,5 – 47  type 4: 6 drawers	2.495	2.680	2.790	2.995	3.140
	202,5–66,5–47  type 1: 3 doors/ shelves	1.980	2.095	2.260	2.475	2.640
	202,5–66,5–47  type 2: 2 doors/ shelves, 3 drawers	2.595	2.795	2.960	3.190	3.350
	270–66,5–47  type 1: 4 doors/ shelves	2.695	2.885	3.095	3.395	3.590
	270–66,5–47 type 2: 2 doors /shelves, 2 flaps (top, middle), 2 drawers	3.295	3.450	3.650	3.960	4.170

Satellite low board 25 cm high wall mounted	L - H - D (cm) Type	Explanation of options: see page 8				
		Option 1	Option 2	Option 3	Option 4	Option 5
	135 – 25 – 47 Type 1: 2 flaps	1.095	1.235	1.280	1.360	1.395
	135 – 25 – 47 Type 2: 1 flap (left), 1 drawer	1.360	1.395	1.470	1.550	1.590
	135 – 25 – 47 Type 3: 2 drawers	1.480	1.565	1.595	1.695	1.730
	202,5 – 25 – 47 Type 1: 1 drawer (middle), 2 flaps	1.695	1.780	1.850	1.895	1.995
	202,5 – 25 – 47 Type 2: 1 flap (left), 2 drawers	1.795	1.895	1.980	2.060	2.155
	202,5 – 25 – 47 Type 3: 3 drawers	1.975	2.060	2.095	2.195	2.290
	270 – 25 – 47 Type 1: 2 drawers (middle), 2 flaps	1.995	2.140	2.195	2.295	2.395
	270 – 25 – 47 Type 2: 4 drawers	2.295	2.395	2.525	2.595	2.695

Satellite sideboard 58,5 cm high wall mounted	L - H - D (cm) Type	Explanation of options: see page 8				
		Option 1	Option 2	Option 3	Option 4	Option 5
	135 – 58,5 – 47  type 1: 2 doors/ shelves	1.495	1.650	1.750	1.795	1.895
	135 – 58,5 – 47  type 2: 2 flaps (top), 2 drawers (below)	2.095	2.195	2.295	2.295	2.470
	135 – 58,5 – 47  type 3: 1 door/ shelf, 3 drawers	1.980	2.095	2.195	2.290	2.390
	135 – 58,5 – 47  type 4: 6 drawers	2.475	2.595	2.740	2.790	2.890
	202,5–58,5–47  type 1: 3 doors/ shelves	1.895	2.060	2.195	2.195	2.390
	202,5–58,5–47  type 2: 2 doors/ shelves, 3 drawers	2.595	2.760	2.890	2.895	3.095
	270–58,5–47  type 1: 4 doors/ shelves	2.595	2.790	2.970	2.995	3.195
	270–58,5–47  type 2: 2 doors /shelves, 2 flaps (top), 2 drawers	3.170	3.295	3.495	3.570	3.770



Satellite sideboard 79 cm high on plinth	L - H - D (cm) Type	Explanation of options: see page 8				
		Option 1	Option 2	Option 3	Option 4	Option 5
	67,5 – 79 – 47  Type 1: 1 door, 2 shelves	1.185	1.235	1.295	1.295	1.395
	67,5 – 79 – 47  Type 2: 4 drawers	1.395	1.485	1.590	1.595	1.650
	135 – 79 – 47  Type 1: 2 doors, 4 shelves	1.795	1.895	2.060	1.895	2.090
	135 – 79 – 47:  Type 2: 1 door, 2 shelves, 4 drawers	2.395	2.560	2.690	2.595	2.750
	135 – 79 – 47:  Type 3: 8 drawers	2.995	3.195	3.370	3.280	3.385
	202,5 – 79 – 47  Type 1: 3 doors, 6 shelves	2.390	2.475	2.695	2.595	2.795
	202,5 – 79 – 47  Type 2: 2 doors, 4 shelves, 4 drawers	3.190	3.350	3.540	3.395	3.670

Satellite high board 121 cm high on plinth	L - H - D (cm) Type	Explanation of options: see page 8				
		Option 1	Option 2	Option 3	Option 4	Option 5
	67,5 – 121– 47  Type 1: 2 doors/ shelves	1.595	1.695	1.795	1.895	1.995
	135 – 121– 47  Type 1: 4 doors/ shelves	2.795	2.970	3.195	3.165	3.365
	67,5 – 121– 47  Type 2: 6 drawers	2.995	3.195	3.295	3.395	3.495
	135 – 121– 47  Type 2: 12 drawers	5.595	5.860	6.095	6.050	6.270



## **Collar**

Design by Nendo

NENDO is a Tokyo and Milan based design studio, founded by Oki Sato.

NENDO concentrates on tranquil products and technically advanced research.

The modular COLLAR cabinets are inspired by the collar of a shirt, which playfully echoes in the decorative metal fronts.

These MDF / metal containers function as individual chest of drawers / side board or bookcases but can be combined, forming attractive configurations for storing books etc.

The subtle colour schemes and the vividly alternated forms express NENDO's typical serene atmosphere.

## Endless colour options for cabinets with doors or drawers

**Option 1** = corpus satin Traffic White RAL 9016 water based lacquer + front panels with satin Traffic White RAL 9016 powder coating

**Option 2** = exterior of cabinet in any regular satin RAL or NCS colour combination polyester lacquer finish

Cabinet interior / below bottom / back of the cabinet, shelves and drawer containers are satin white; extra charge if lacquered in colour.

Non- regular colours like special effect colours upon request. Quodes offers a matching colour overview for inspiration.

## Colour options metal bookcases

- All models are available with satin traffic white RAL 9016 powder coating; some models are also standard available with a basalt grey RAL 7012 powder coating.
- Upon request the bookcases L40 H160 D32 cm can be powder coated in colours, which are available in the factory; minimum order quantity = 2 per colour.
- Lacquering in nearly any RAL or NCS colour is also possible, but at much higher cost, minimum order quantity = 1

## Materials, feet or wall mounting

Cabinets with doors or drawers:

- Corpus: MDF
- Front panels: aluminium
- Shelves: sheet metal with the same typical shape as the Collar fronts
- Drawer containers: laminated MDF. Soft closing. Partial extension for increased stability.

Bookcase containers: 2 mm sheet metal.

Choice between adjustable feet or wall mounting.

## Compositions

Collar is based on the building block principle. Nendo designed many compositions, to be downloaded from our website.


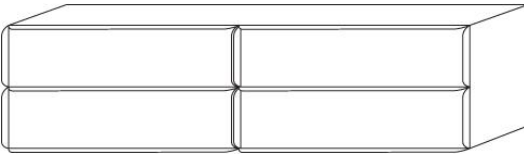
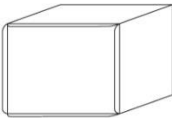
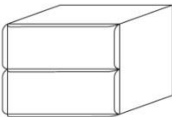


Design constraints: a chest of drawers directly cannot be placed next to the 'hinge side' of a cabinet with doors (doors need enough space to open on this side, due to front panel shape).

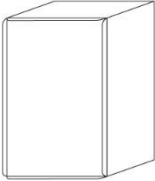
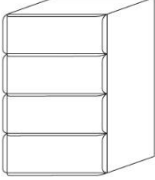
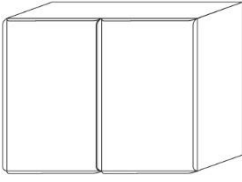
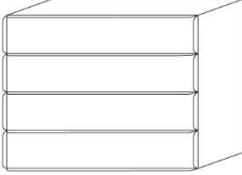
Chest of drawers: wall attachment is recommended to avoid falling over when several drawers are opened simultaneously.

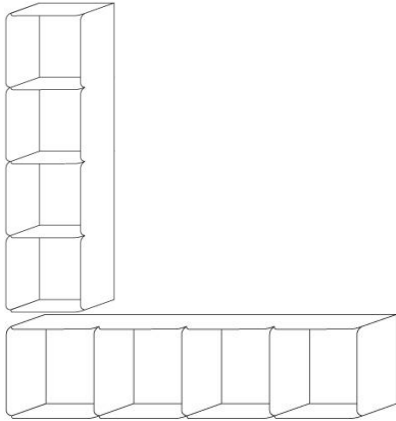
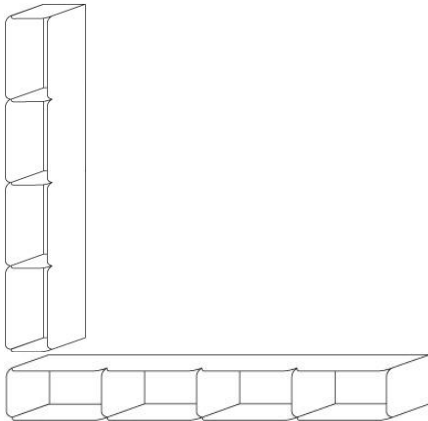
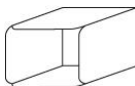
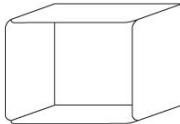
## Sustainability

Water based lacquer is used, when possible. All cabinets can be easily disassembled and re-lacquered for a 2<sup>nd</sup> life.



<b>Collar</b> <b>mdf cabinet with aluminium front</b>  <b>Further explanation colour options, see</b> <b>page 19</b>	<b>Measurement</b> <b>and shape</b>  <b>L - H - D (cm)</b>	<b>Colour option 1</b>  <b>All in satin Traffic</b> <b>White RAL 9016</b>  <b>Model option:</b>  <b>Floor or Wall</b> <b>Mounting</b>	<b>Colour option 2</b>  <b>Cabinet exterior</b> <b>in another satin</b> <b>RAL / NCS colour</b>  <b>Model option:</b>  <b>Floor or Wall</b> <b>Mounting</b>	
	200 – 40 – 49 1 drawer below, 1 shelf, both in 2 partitions	2.060	2.560	
	200 – 40 – 49 4 drawers	1.980	2.475	
	50 – 40 – 49 1 door / 0 shelf	660	825	
 THIS MODEL IS ON REQUEST	50 – 40 – 49 2 drawers	1.070	1.235	
	100 – 40 – 49 2 doors / 1 shelf (separation wall)	1.070	1.390	
	100 – 40 – 49 2 drawers	1.295	1.620	

<b>Collar</b> <b>mdf cabinet with aluminium front</b>  <b>Explanation colour options, see page 19</b>	<b>Measurement and shape</b>  <b>L - H - D (cm)</b>	<b>Colour option 1</b>  <b>All in satin Traffic White RAL 9016</b>  <b>Model option:</b>  <b>Floor or Wall Mounting</b>	<b>Colour option 2</b>  <b>Cabinet exterior in any regular satin RAL or NCS colour</b>  <b>Model option:</b>  <b>Floor or Wall Mounting</b>	
	50 – 80 – 49 1 door / 2 shelves	895	1.195	
 THIS MODEL IS ON REQUEST	50 – 80 – 49 4 drawers	1.650	1.980	
	100 – 80 – 49  2 doors / 4 shelves (separation wall)	1.730	2.225	
	100 – 80 – 49 4 drawers	1.895	2.440	

Collar metal bookcase	Measurement and shape	Colour option 1	Colour option 2	Powder coating in other colour if available in factory
	L - H - D (cm)	Satin Traffic White RAL 9016	Satin Basalt Grey RAL 7012	
		For floor or wall mounting	For floor or wall mounting	
	40 – 160 – 32 Vertical use	820	895	1.160 Min. order quantity 2 bookcases / colour
	160 –40 – 32 Horizontal use			
	20 – 160 – 32 Vertical use	On request		
	160 –20 – 32 Horizontal use			
	20 – 20 - 32	245	On request	On request
	40 – 40 - 32	295	On request	On request





## Empire

Design by Alfredo Häberli

Alfredo Häberli was born in Buenos Aires, Argentina. Today, he is an internationally established designer based in Zürich. He manages to unite tradition with innovation, joy and energy in his designs.

Häberli chose basic geometric shapes and piled them one on top of the other to create interesting patterns. Both the variation and the contours give the furniture a fascinating and visual shape. Furniture sculptures, suitable for storing books and exhibiting objects.


Empire has been exhibited in the Museum für Gestaltung in Zürich (Switzerland), in the Kölnisches Kunstverein in Cologne (Germany) and has been published a lot around the world. It is easy to find a space for it and it is extremely practical: books automatically lay on their side; there is no need for book supports anymore! Empire is very decorative, even more when used in repetition.

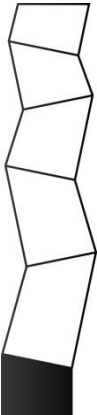
## Construction

Empire is a technically extremely challenging product. It requires 3D milling equipment with the highest possible precision. High level of craftsmanship, delicate assembly and lacquering process.

## Materials

It is made of 17 mm MDF and lacquered in satin colors. The lacquer has a textured finish:



Empire bookcase	Measurement and shape L - H - D (cm)	Colour: satin Traffic White RAL 9016	Colour: any regular satin RAL or NCS
	45 – 200 – 35	<p>1.950</p> <p>Price valid for actual stock, thereafter upon request</p>	<p>2.240</p> <p>Price valid for actual stock, thereafter upon request</p>



## Pattern

Design by Alfredo Häberli

Alfredo Häberli was born in Buenos Aires, Argentina. Today, he is an internationally established designer based in Zürich. He manages to unite tradition with innovation, joy and energy in his designs.

Häberli chose basic geometric shapes and piled them one on top of the other to create interesting patterns. Both the variation and the contours give the furniture a fascinating and visual shape. Furniture sculptures, suitable for storing books and exhibiting objects.

Wallpaper\* Design Award: Best Shelving System.

Exhibited: Museum für Gestaltung in Zürich (see image), Interior Trends at IMM in Cologne and on many more occasions. Pattern has been published all around the world and in several art books.

## Materials


Pattern is made of lacquered aluminum composite material. The panels are 6 mm thick, from which top and bottom are covered with 0,5 mm aluminum. In between 5 mm of recycled polyethylene. The panels are connected under tension with screws.

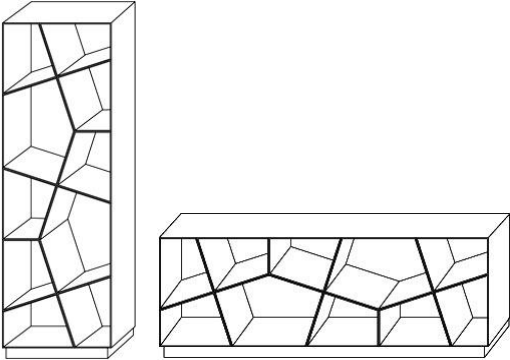
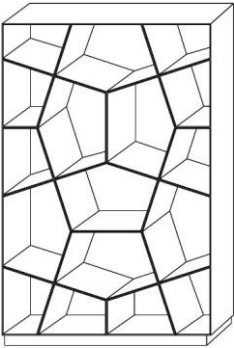
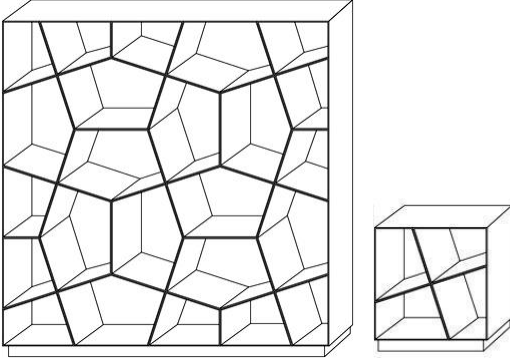
Pattern comes with a podium (plinth) made of 28 mm MDF and has several adjustable feet (height podium incl. adjustable feet 5 cm).

## Colours

The surface of the composite material is satin Traffic White (RAL 9016); its edges are black / anthracite and show the milled aluminum.

Other colors may be possible for large orders.



<b>Pattern</b>  Prices subject to availability of base material	<b>Measurement and shape</b>  <b>L - H - D (cm)</b>	<b>Satin Traffic White RAL 9016</b>
	65 – 200 – 36	2.490 Price valid for actual stock, thereafter upon request
	195 – 70 - 36	2.580 Price valid for actual stock, thereafter upon request
	130 – 200 - 36	4.080 Price valid for actual stock, thereafter upon request
  Or other dimensions for projects	65 – 70 - 36	Price on request
	195 – 200 - 36	Price on request
	multiples of 65 cm long / 65 cm high excl. height of podium	Price on request



## Hexagon

Design by Nendo


HEXAGON is a contemporary interpretation of a form, already known in ancient Greek geometry. The regular six-edged-units are each divided by vertical sheets. Stacked they produce a beautiful rotational symmetry, typical for the hexagon, which NENDO cleverly exploits.

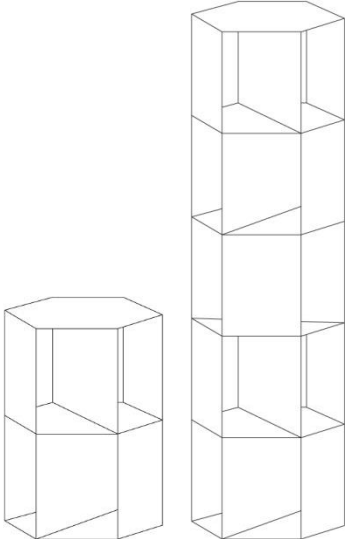
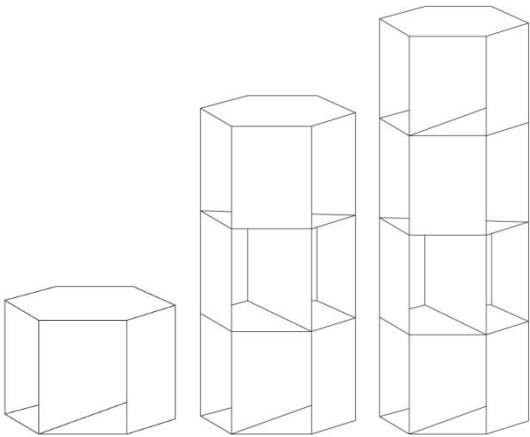
*Quote by the designer*

*'Our aim is giving people a small "!" moment. There are so many small "!" moments hidden in our everyday. We believe these small "!" moments are what make our days so interesting, so rich. That's why we want to reconstitute the everyday by collecting and reshaping them into something that's easy to understand.'*


**Materials**

Powder coated aluminium and steel. Extremely stable. Also available: turn table.



<b>Hexagon</b>  <b>Bookcase – pedestal – side table – room divider</b>	<b>Measurement and shape</b>  <b>L - H - D (cm)</b>	<b>Satin Traffic White RAL 9016</b>
	51 – 72 – 44 2 modules	620
	51 – 178 – 44 5 modules  bookcase	1.155
 <p>For projects also higher models are possible.</p>	51 – 36 – 44 1 modules	On request
	51 – 107 – 44 3 modules	
	51 – 143 – 44 4 modules	
	> 5 modules high	
Turn table, which can be mounted under Hexagon.		245





## Beautiful Women

Design by Marcel Wanders

BEAUTIFUL WOMEN by MARCEL WANDERS signals the return of a type of furniture that has all but disappeared. The series consists of a mirror with a richly decorated frame and a glass shelf, a small dresser in two variations, a storage stool and side table.

The series is a post-modern ensemble intended as a tribute to womankind.

*Quote by the designer:*

*"Luxury is to live an exciting passionate life in comfort and commitment, to feel you are special and make a difference while achieving personal growth, to contribute to the greater good and feel you share love".*

*"Luxury starts where functionality ends and where the true value is personal and so has no price or reason".*  
Marcel Wanders

## Ken side table

Design by Marcel Wanders

Made of reinforced glass, a UV glued anodized aluminum disk and a base of laser cut steel.

Both the anodized aluminum disk and powder coated base are black. Upon request the base can be lacquered in another colour.



## Ken stool

Design by Marcel Wanders. Elle Decoration selected Ken Stool as 'Future Classic'.

The base is made of laser cut steel, powder coated in black. The seat is covered with fabric Sudden from Kvadrat in silver or brown.



## Paris

Design by Marcel Wanders

Made of high density 100% pure polyurethane with optional glass shelf, glued by UV technique to the mirror.

Satin black or white (RAL 9016). Gold or other colors upon request.



## Kate

Design by Marcel Wanders. Dressing or bedside table.

Made of solid ash wood, stained in black or solid walnut, mat lacquered. Top and drawer fronts are lacquered in satin white. A snake and apple function as handle, both made of solid brass. Inlay with bottom covered by white leather.


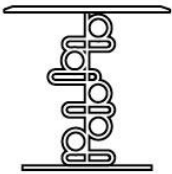
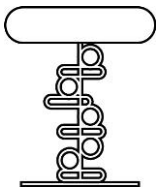
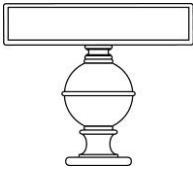



## Jen

Design by Marcel Wanders. Dresser, side table.

Jen features 2 open storage partitions. The base is made of solid ash wood and the top of MDF with ash wood veneer, all stained in black or red.



Beautiful Women	Measurement and shape L - H - D (cm)	Options Colour / material	Price
 <p>Paris</p>	130 – 84 - 11	Black or white excl. glass shelf	1.125
	130 – 84 - 11	Black or white incl. glass shelf	1.190
	130 – 84 - 11	Extra for gold	165
 <p>Ken side table</p>	40 Ø - 38	Black base	545
 <p>Ken stool</p>	38 Ø - 46	Sudden Silver or Brown Black base	520
 <p>Jen</p>	70 – 59 - 40	Black or Red	For projects, minimum order quantity 10 pcs.  Still some on stock.
 <p>Kate</p>	50 – 72 - 31	Black ash wood or mat walnut	



## Teca

Design by Alfredo Häberli

Teca offers several wardrobe 'objects' with different graphical compositions and with endless possibilities to play with colour.

In addition Häberli melted the need for a bedside table and dress boy into just one small beautiful object, the Teca Bedside Table Dress Boy.

*Quote by the designer:*

*The idea of TECA is the relief-like front creation. The grips which allow the opening of the doors and drawers originate from the overlapping's of the surfaces. The choice of colors is based on a contrast between shining and matt surfaces.*

*The three basic volumes of TECA – high wardrobe, small wardrobe, chest of drawers – are placed on a metal base. The basic volumes can be combined together. Thus TECA can be adapted to the individual needs.*

*Alfredo Häberli, Designer*

## Materials, colours

Front panels: lacquered MDF

Corpus: laminated chipboard in Traffic White (RAL 9016) or lacquered MDF.

Base: powder coated metal in Traffic White (RAL 9016) or lacquered in colour upon request.

It is possible to lacquer the MDF panels and / or the base in any regular NCS or RAL colour.

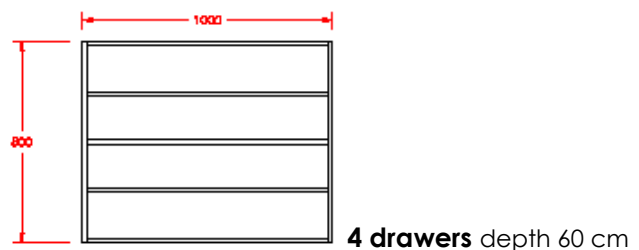
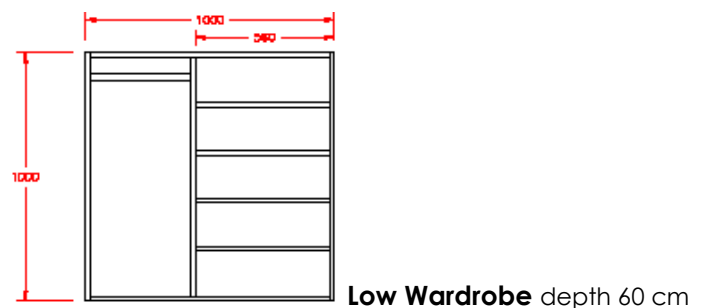
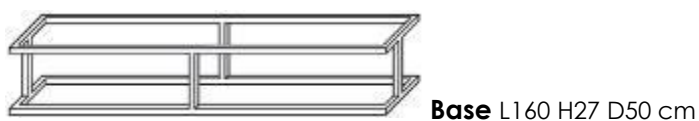
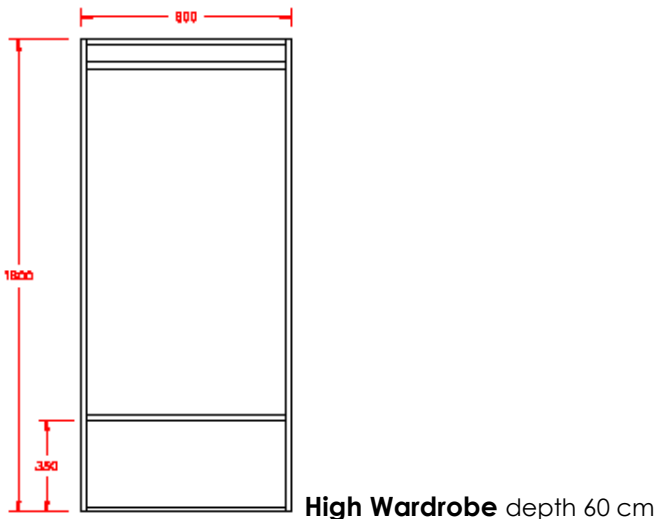
The designer suggests applying a contrast colour or even the contrast between the cabinet in a satin colour and the overlaying panels in a high gloss colour. For example:

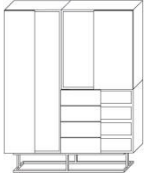
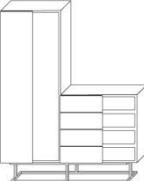

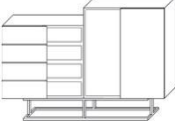
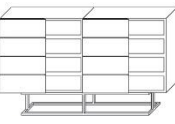
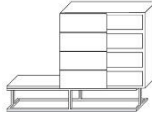
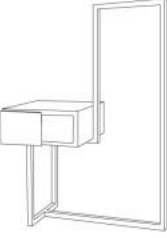
Satin Traffic White (RAL 9016) + high gloss Papyrus White (RAL9018) as contrast color.

Satin white grey (RAL 9002) + high gloss Pastel Violet (RAL 4009) or Reed Green (RAL 6013) or Squirrel Grey (RAL 7000) as contrast color.

Image right: Teca bedside cabinet / dress boy, Basalt Grey + Pastel Turquoise.

Its drawer can be mounted in left, right or symmetrical position. Exterior dimensions: L37 H15 D 37 cm. A thin stainless steel rail is mounted on top to avoid scratches by coat hangers.



Teca	Measurement and shape L - H - D (cm)	Option 1 Satin traffic white corpus + front panels in satin colors	Option 2 = option 1 + contrast color front panels in high gloss	Option 3 MDF corpus + front panels in satin colours	Option 4 = option 3 + contrast color front panels in high gloss
	180 - 207 - 60  Chest of drawers + high + low wardrobe	4.660	5.370	6.150	6.855
	180 - 207/107 - 60  Chest of drawers + high wardrobe	3.550	4.125	4.540	5.086
	160 - 207 - 60  2 x high wardrobe	3.450	4.130	4.540	5.250
	180 - 107/127 - 60 Chest of drawers + low wardrobe	3.295	3.695	4.290	4.595
	200 - 107 - 60  2 x chest of drawers	3.795	4.180	4.595	4.950
	160 - 27/107 - 60  1 x chest of drawers	2.295	2.425	2.595	2.790
	66 - 100 - 37  Bedside cabinet + dress boy	NA	NA	950  Frame + corpus + fronts satin traffic white	1.050  Frame + corpus satin white / fronts in 1 or 2 satin colours
				Frame in colour +165	Corpus in satin colour +165



## **Hyperbowl**

Design by Elsinga & Skujeniece

Mara Skujeniece and Roel-Jan Elsinga designed a family of ceramic bowls inspired by the diablo. The irregular decorations offer a subtle contrast with the symmetry of the product.

*Quote by the designers:*

*Turn a classic ceramic bowl upside down, and there is another little bowl. By upgrading the 'base' into a usable little bowl, the total-bowl has now two upsides! Away with the downsides, this is a win-win situation. The hyperbowl is born!*

*Mara Skujeniece and Roel-Jan Elsinga, Designers*

Diameter of each bowl side: 43 and 25,5 cm.

Price upon request, minimum order quantity 10 pieces.